

KNOWLEDGE BASE ARTICLE

Offline Product Activation



Disclaimer

For the purposes of this Disclaimer:

- **Company** (referred to as either "the Company", "We", "Us" or "Our" in this Disclaimer) refers to Vitextra SIA, LV-1009 Riga, Matise iela 61 - 25.
- **Document** refers to the Knowledgebase Article.
- **You** means the individual accessing the Document, or the company, or other legal entity on behalf of which such individual is accessing or using the Document, as applicable.
- **Website** refers to Vitextra, accessible from <https://vitextra.com>

Disclaimer

The information contained in the Document is for general information purposes only.

The Company assumes no responsibility for errors or omissions in the contents of the Document.

In no event shall the Company be liable for any special, direct, indirect, consequential, or incidental damages or any damages whatsoever, whether in an action of contract, negligence, or other torts, arising out of or in connection with the use of the contents of the Document. The Company reserves the right to make additions, deletions, or modifications to the contents in the Document at any time without prior notice.

Errors and Omissions Disclaimer

The information given by the Document is for general guidance on matters of interest only. Therefore, errors can occur even if the Company takes every precaution to ensure that the Document's content is current and accurate. Plus, given the changing nature of laws, rules, and regulations, there may be delays, omissions, or inaccuracies in the information contained in the Document.

The Company is not responsible for any errors or omissions, or for the results obtained from the use of this information.

Fair Use Disclaimer

The Company may use copyrighted material that the copyright owner has not explicitly authorized. The Company is making such material available for criticism, comment, news reporting, teaching, scholarship, or research.

The Company believes this constitutes a "fair use" of any such copyrighted material as provided for in section 107 of the United States Copyright law.

If You wish to use copyrighted material from the Document for your own purposes that go beyond fair use, You must obtain permission from the copyright owner.

"Use at Your Own Risk" Disclaimer

All information in the Document is provided "as is", with no guarantee of completeness, accuracy, timeliness or of the results obtained from the use of this information, and without warranty of any kind, express or implied, including, but not limited to warranties of performance, merchantability and fitness for a particular purpose.

The Company will not be liable to You or anyone else for any decision made or action taken in reliance on the information given by the Service or for any consequential, special or similar damages, even if advised of the possibility of such damages.

Contact Us

If you have any questions about this Disclaimer, You can contact Us by email: support@vitextra.com.

Table Of Contents

Introduction	4
Activation Code	4
Product Key	4
Farm ID	4
Generate Activation Code	5
Activate Product	6

This article describes how to activate Vitextra products offline.

Introduction

All Vitextra on-premise products for SharePoint Server have a free 14-days trial period without limitation of functionality. After the trial period, you need to activate the product to keep it working. There are two approaches to activate a product: [online](#) in case, your SharePoint server has an internet connection and offline activation for servers with no internet connection.


This article describes the offline activation process.

Activation Code

To activate a product in offline mode you need to obtain the activation code. To generate it you need to provide Activation Key of the purchased product and Identifier of the SharePoint Farm.

Product Key

Open [My Products](#) page and sign in here to view the list of your purchased products and their activation key.

 **List Filter**
Web Part to filter data in any SharePoint Document Library or List

Key	Activated	Farm ID
3K1GJ-6UMBF-9QLCP-FZGMB-S23CT	12/7/2019	ca5df4dd-9dcb-4c67-9768-58cc48aeacc4
HNVA-3B1CV-29LDA-B9EON-BY6BR	12/13/2019	ba3dae1d-d7cd-41ea-ba33-7c51a4f5753c
3YXQG-YJ519-VNMK2-9MLQI-2X2OD		
3BNCI-R93A2-MPC22-Y1LTH-ZTKCT		
LQOOF-S7BJD-OSM47-SMR1S-3DMQ4		
6PPZS-3BTRV-TNKL5-KXDMF-AF6L4		
3AC71-JS2KE-2FA3M-ZJHUN-AANDC		

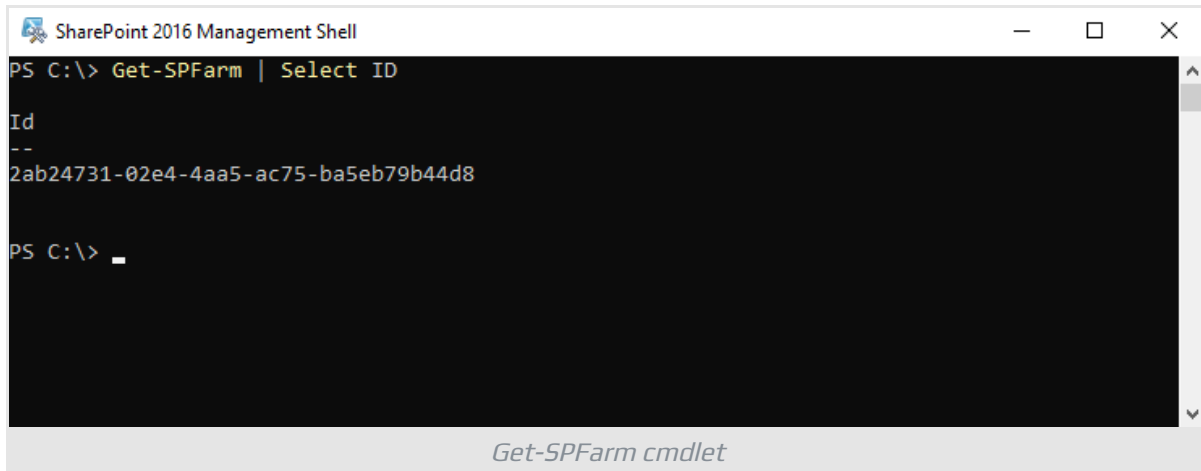
List Of Purchased Vitextra Products

Copy any of the product keys that have not been activated yet.

Farm ID

To view your SharePoint Farm ID log in on any server in your farm, run **SharePoint Management Shell** and execute the following command:

Get-SPFarm | Select ID



```
PS C:\> Get-SPFarm | Select ID

Id
--
2ab24731-02e4-4aa5-ac75-ba5eb79b44d8

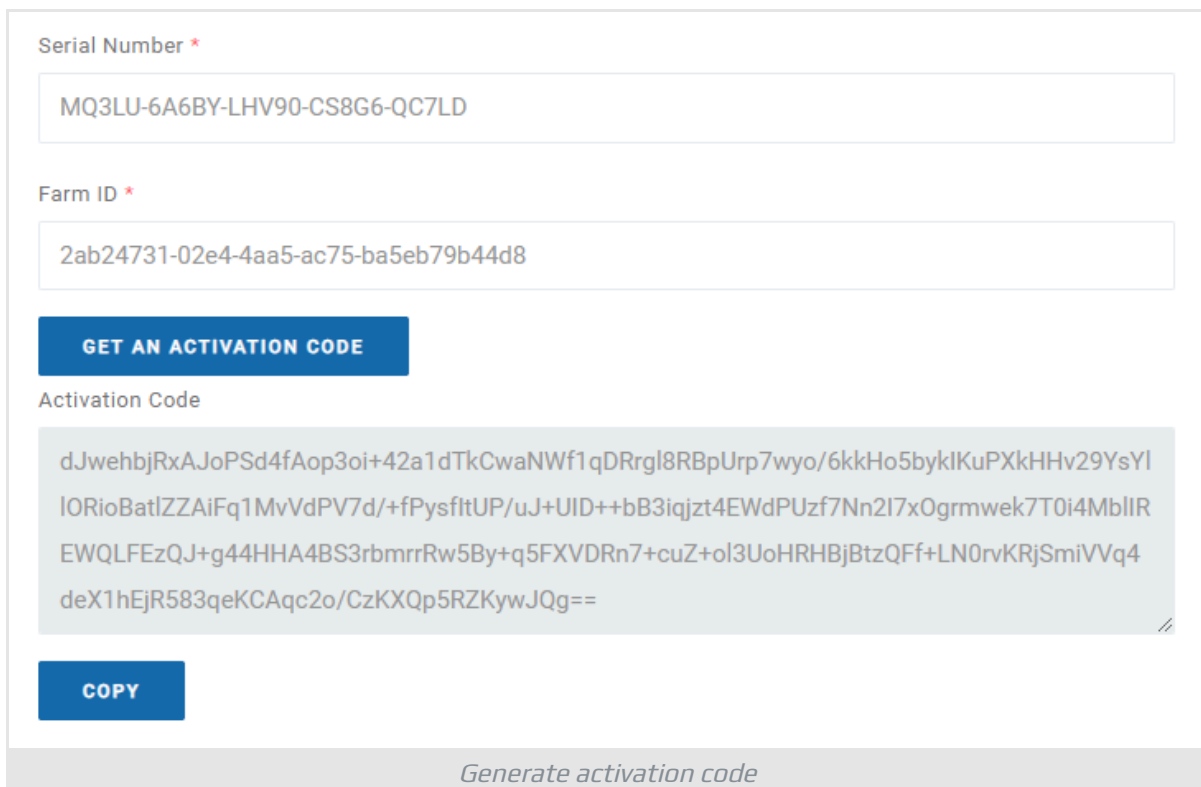
PS C:\> _
```

Get-SPFarm cmdlet

Copy the Farm ID.

Generate Activation Code

Open [Offline Activation](#) page, paste the Product Key and Farm ID into appropriate fields and click **Get An Activation Code**



Serial Number *

MQ3LU-6A6BY-LHV90-CS8G6-QC7LD

Farm ID *

2ab24731-02e4-4aa5-ac75-ba5eb79b44d8

GET AN ACTIVATION CODE

Activation Code

dJwehbjRxAJOPSd4fAop3oi+42a1dTkcWaNWf1qDRgl8RBpUrp7wyo/6kkHo5bykIKuPXkHHv29YsYl
lORioBatlZZAiFq1MvVdPV7d/+fPysfltUP/uJ+UID++bB3iqjzt4EWdPUzf7Nn2l7xOgrmwek7T0i4MblIR
EWQLFEzQJ+g44HHA4BS3rbmrrRw5By+q5FXVDRn7+cuZ+ol3UoHRHBjBtzQFf+LN0rvKRjSmiVVq4
deX1hEjR583qeKCAqc2o/CzKXQp5RZKywJQg==

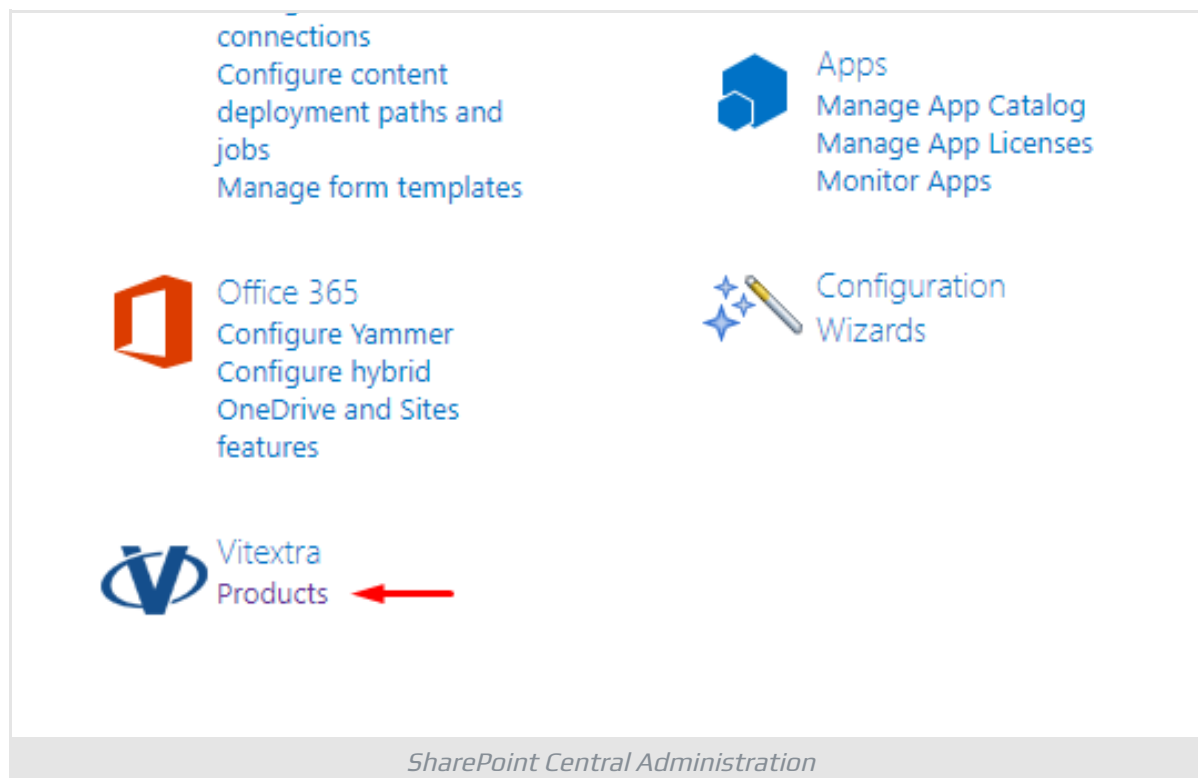
COPY

Generate activation code

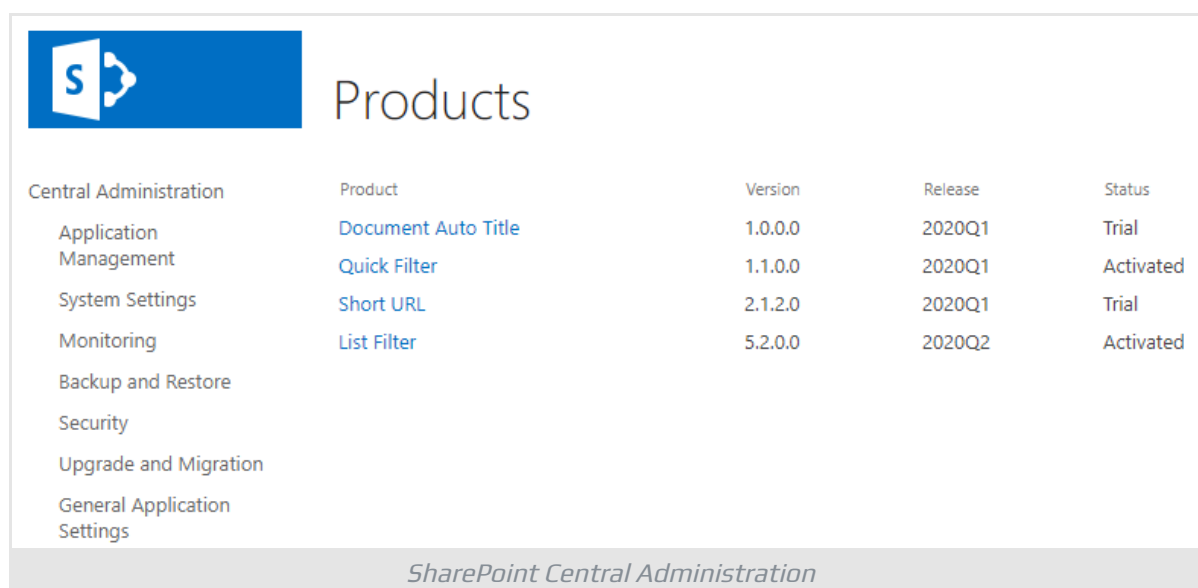
Copy generated activation code.

Activate Product

Open the SharePoint Central Administration and click **Products** under Vitextra heading.



Select the product you want to activate in the list of installed products:



On the Product page:

- 1 Paste the product key into the **Product Key** field
- 2 Check **Activate Offline**

3 Paste generated activation code into the **Activation Code** field

4 Click *Activate**

The screenshot shows a web form titled "Offline activation form". At the top, it displays "Status: Trial". The form is divided into two main sections. The left section contains "Product Key" (with a note: "Type in the 25 character license key for the new license") and "Offline Activation". The right section contains "Serial Number:" with a text box containing "MQ3LU-6A6BY-LHV90-CS8G6-QC7LD", a checked checkbox for "Activate offline", "Farm ID:" with the value "2ab24731-02e4-4aa5-ac75-ba5eb79b44d8", and "Activation Code:" with a large text box containing a long alphanumeric string. Below the activation code box is a link "Get activation code". At the bottom right, there is an "Activate" button, which is pointed to by a red arrow.

Status: Trial

Product Key
Type in the 25 character license key for the new license

Serial Number:
MQ3LU-6A6BY-LHV90-CS8G6-QC7LD

Offline Activation
☒ Activate offline

Farm ID:
2ab24731-02e4-4aa5-ac75-ba5eb79b44d8

Activation Code:
dJwehbjR0xAJoPSd4fAop3oi+42a1dTkcWaNWf1qDRrgl8RBp
Urp7wyo/6kkHo5byklKuPXkHHv29YsYIIORioBatlZZAiFq1MvV
dPV7d/+fPysfltUP/uJ+UID++b83iqjzt4EWdPUzf7Nn2I7xOgr
mwek7T0i4MblIREWQLFEzQJ+g44HHA4BS3rbmrrRw5By+q5
FXVDRn7+cuZ+ol3UoHRHBjBtzQFf+LN0rvKRjSmiVVq4deX1
hEjR583qeKCAqc2o/CzKXQp5RZKywJQg==

[Get activation code](#)

Activate

Offline activation form

If activation has been successful, the product status will be automatically changed to Activated.