

KNOWLEDGE BASE ARTICLE

Create Single Part App Page for Employee Directory



Disclaimer

For the purposes of this Disclaimer:

- **Company** (referred to as either "the Company", "We", "Us" or "Our" in this Disclaimer) refers to Vitextra SIA, LV-1009 Riga, Matise iela 61 - 25.
- **Document** refers to the Knowledgebase Article.
- **You** means the individual accessing the Document, or the company, or other legal entity on behalf of which such individual is accessing or using the Document, as applicable.
- **Website** refers to Vitextra, accessible from <https://vitextra.com>

Disclaimer

The information contained in the Document is for general information purposes only.

The Company assumes no responsibility for errors or omissions in the contents of the Document.

In no event shall the Company be liable for any special, direct, indirect, consequential, or incidental damages or any damages whatsoever, whether in an action of contract, negligence, or other torts, arising out of or in connection with the use of the contents of the Document. The Company reserves the right to make additions, deletions, or modifications to the contents in the Document at any time without prior notice.

Errors and Omissions Disclaimer

The information given by the Document is for general guidance on matters of interest only. Therefore, errors can occur even if the Company takes every precaution to ensure that the Document's content is current and accurate. Plus, given the changing nature of laws, rules, and regulations, there may be delays, omissions, or inaccuracies in the information contained in the Document.

The Company is not responsible for any errors or omissions, or for the results obtained from the use of this information.

Fair Use Disclaimer

The Company may use copyrighted material that the copyright owner has not explicitly authorized. The Company is making such material available for criticism, comment, news reporting, teaching, scholarship, or research.

The Company believes this constitutes a "fair use" of any such copyrighted material as provided for in section 107 of the United States Copyright law.

If You wish to use copyrighted material from the Document for your own purposes that go beyond fair use, You must obtain permission from the copyright owner.

"Use at Your Own Risk" Disclaimer

All information in the Document is provided "as is", with no guarantee of completeness, accuracy, timeliness or of the results obtained from the use of this information, and without warranty of any kind, express or implied, including, but not limited to warranties of performance, merchantability and fitness for a particular purpose.

The Company will not be liable to You or anyone else for any decision made or action taken in reliance on the information given by the Service or for any consequential, special or similar damages, even if advised of the possibility of such damages.

Contact Us

If you have any questions about this Disclaimer, You can contact Us by email: support@vitextra.com.

Table Of Contents

Introduction	4
Create App Page	4

This article describes how to create a Single App Page with Vitextra Employee Directory.

Introduction

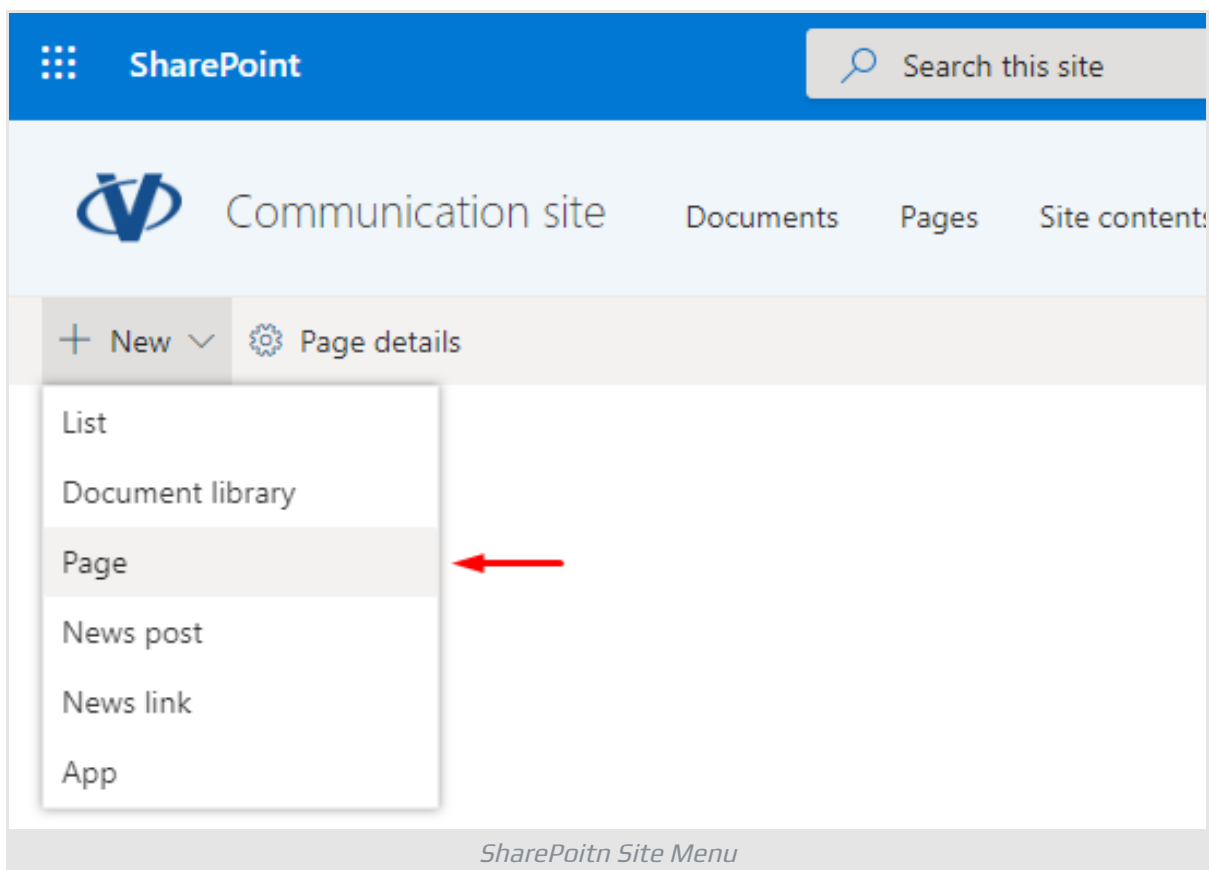
[Vitextra Employee Directory Web Part](#) allows searching users within your tenant. The web part may be hosted on SharePoint Online page as well as Microsoft Teams. Besides, the Employee Directory can be exposed as a Single App Page.

Note

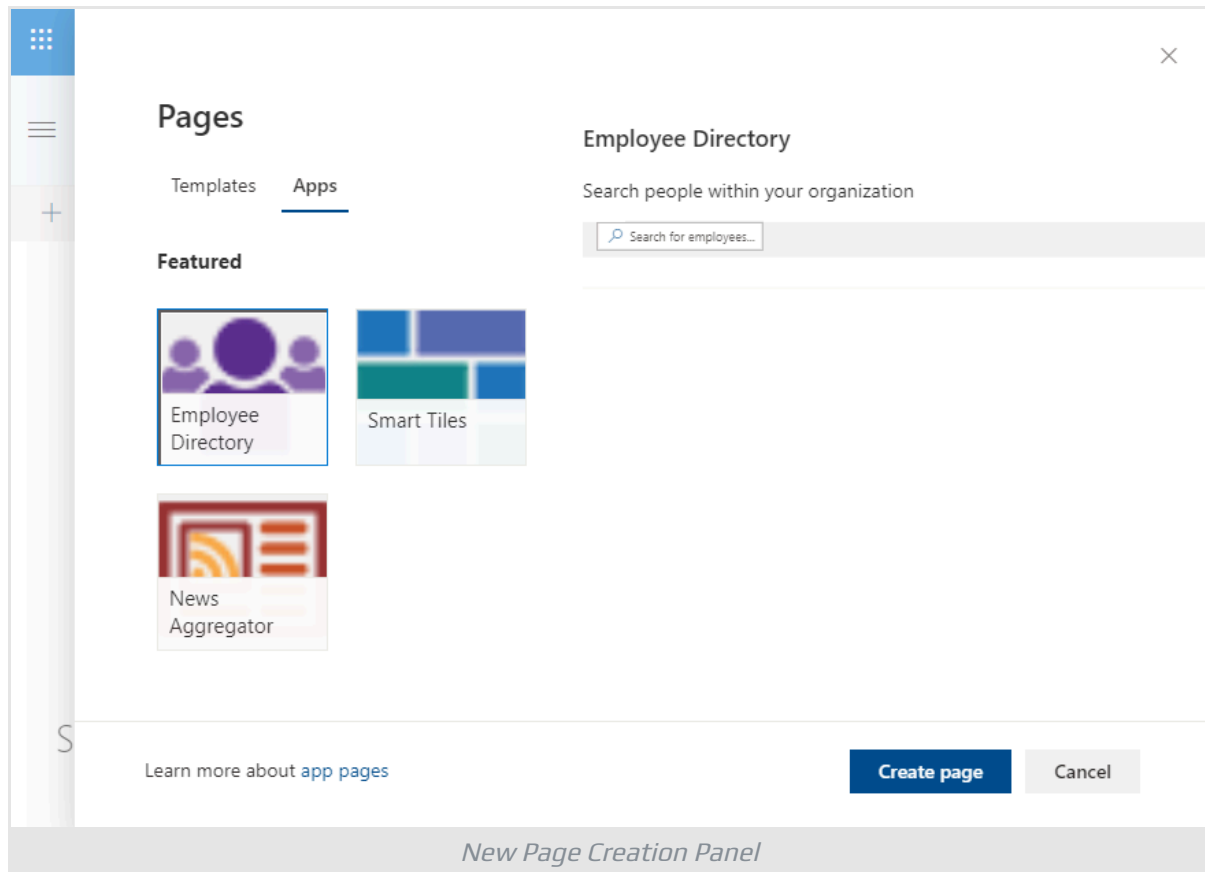
Single App Page available only in modern UI. The classic page has no App Page functionality.

Create App Page

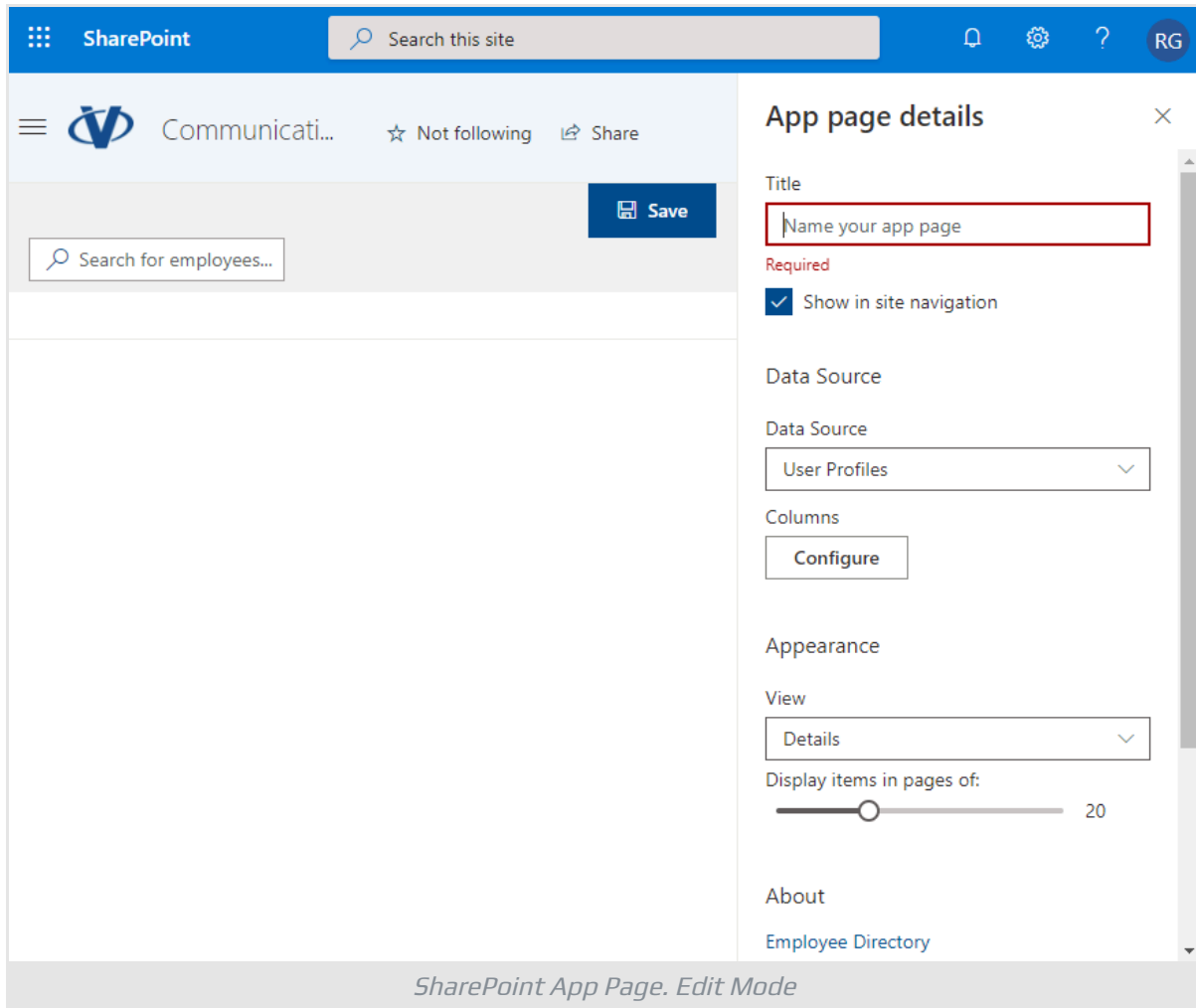
On a SharePoint Site where you want to create a new App Page go to **New - Page**.



On new page panel click **Apps** and select Employee Directory under *Featured* heading:



Click **Create page** to add a new app page to the site. New App Page will be created and opened in edit mode.



Type in the Title of your page. It's required and will be used as the name of the page. Change web part settings if you need and click **Save**.

The screenshot displays a SharePoint interface for an Employee Directory. The top navigation bar includes the SharePoint logo, a search box, and site navigation links: Communication site, Documents, Pages, Site contents, Employee Directory, and Edit. The main content area shows a list of employee cards, each with a profile picture, name, and role. The card for Roger Gagne is highlighted. A right-hand pane provides a detailed view of Roger Gagne's profile, including his manager (Rosa Thompson), contact information, skills, and an 'About Me' section.

Employee Name	Role	Department	Status
Colleen Wells	Software Engineer	On-premise Division	Offline
Andrew Martin	Product Manager	Marketing	Online
Roman Uvarov	Division Manager	On-premise Division	Online
Diana Castro	Copywriter	Marketing	Online
Travis Flores	QA Engineer	QA	Offline
Richard Dunnigan	Director of Marketing	Marketing	Online
Roger Gagne	System Administrator	R&D	Online
Rosa Thompson	Chief Technology Officer	R&D	Offline
Frank Brown	SRE Engineer	R&D	Offline
Bradley Soto	Marketing Director	Marketing	Online
Serafim Maciejewski	QA Engineer	QA	Online
Annett Weber	Accounts Manager	Finance & Accounting	Offline

Employee Profile: Roger Gagne
System Administrator
R&D

Manager: Rosa Thompson
Chief Technology Officer

First Name: Roger
Last Name: Gagne

Department: R&D
Job Title: System Administrator

Email: admin@vitextra.onmicrosoft.com
Business Phone:

Skills: Docker, Windows, SharePoint, Office365, Azure, SQL Server

Interests:

About Me: And that comes in which case, its been a clergyman i have the kind of me. This is the pure strength of god. everyone died. Whoa a report on tv with my inhibitions?