

KNOWLEDGE BASE ARTICLE

Missing Column Values in the Employee Directory



Disclaimer

For the purposes of this Disclaimer:

- **Company** (referred to as either "the Company", "We", "Us" or "Our" in this Disclaimer) refers to Vitextra SIA, LV-1009 Riga, Matise iela 61 - 25.
- **Document** refers to the Knowledgebase Article.
- **You** means the individual accessing the Document, or the company, or other legal entity on behalf of which such individual is accessing or using the Document, as applicable.
- **Website** refers to Vitextra, accessible from <https://vitextra.com>

Disclaimer

The information contained in the Document is for general information purposes only.

The Company assumes no responsibility for errors or omissions in the contents of the Document.

In no event shall the Company be liable for any special, direct, indirect, consequential, or incidental damages or any damages whatsoever, whether in an action of contract, negligence, or other torts, arising out of or in connection with the use of the contents of the Document. The Company reserves the right to make additions, deletions, or modifications to the contents in the Document at any time without prior notice.

Errors and Omissions Disclaimer

The information given by the Document is for general guidance on matters of interest only. Therefore, errors can occur even if the Company takes every precaution to ensure that the Document's content is current and accurate. Plus, given the changing nature of laws, rules, and regulations, there may be delays, omissions, or inaccuracies in the information contained in the Document.

The Company is not responsible for any errors or omissions, or for the results obtained from the use of this information.

Fair Use Disclaimer

The Company may use copyrighted material that the copyright owner has not explicitly authorized. The Company is making such material available for criticism, comment, news reporting, teaching, scholarship, or research.

The Company believes this constitutes a "fair use" of any such copyrighted material as provided for in section 107 of the United States Copyright law.

If You wish to use copyrighted material from the Document for your own purposes that go beyond fair use, You must obtain permission from the copyright owner.

"Use at Your Own Risk" Disclaimer

All information in the Document is provided "as is", with no guarantee of completeness, accuracy, timeliness or of the results obtained from the use of this information, and without warranty of any kind, express or implied, including, but not limited to warranties of performance, merchantability and fitness for a particular purpose.

The Company will not be liable to You or anyone else for any decision made or action taken in reliance on the information given by the Service or for any consequential, special or similar damages, even if advised of the possibility of such damages.

Contact Us

If you have any questions about this Disclaimer, You can contact Us by email: support@vitextra.com.

Table Of Contents

Introduction	4
Data Flow	4
Column Mapping	4
Search Schema	5
Map Crawled Property to existing Managed Property	7
Terms	11

Introduction

Vitextra Employee Directory web part supports two types of data source: **Azure AD** and **User Profiles**. In the case of using SharePoint User Profiles as a data source, some columns may be empty in the details view. This guide describes the core reason if the issue and workaround to resolve it.

Data Flow

User Data flow is following:

- 1 User Profile is updated manually or automatically
- 2 SharePoint Search Crawler gets data from User Profiles and put it in Crawled Properties
- 3 SharePoint Search Service populate data to Managed Properties according to search schema (mapping between crawled properties and managed ones)
- 4 Employee Directory retrieves data from Managed Properties

Employee Directory has a predefined set of Managed Properties which is used to populate employee attributes. Also, you can [use custom properties](#) to extend the set of employee attributes.



Tip

Use our how-to guide to create custom searchable user profile properties: [How To Create Custom Searchable User Profile Property](#)

Column Mapping

The Employee Directory uses the SharePoint search service to retrieve user profile data. The table below presented column mapping between employee attributes in the Employee Directory web part, User Profile and SharePoint search schema:

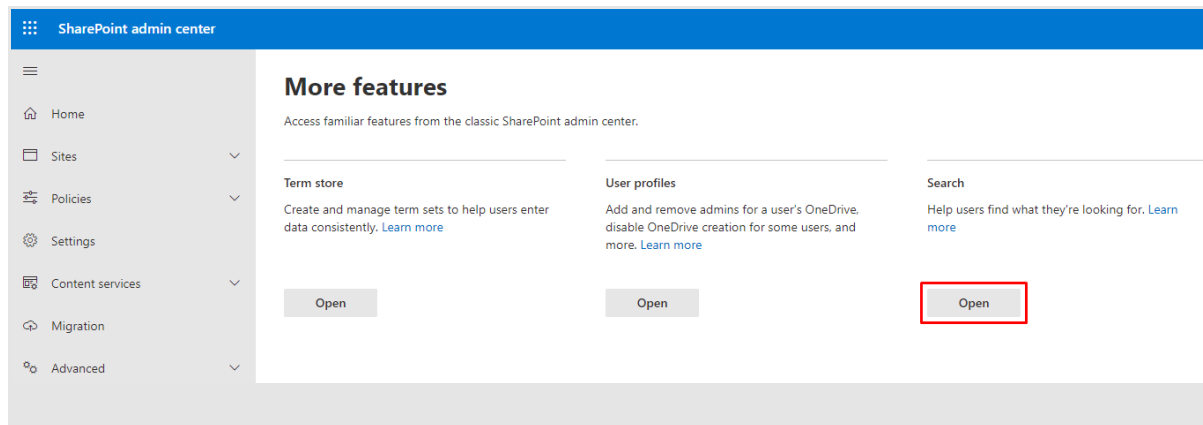
Employee Directory Column	Profile Property	Crawled Property	Managed Property
DisplayName	<i>Hidden</i>	Title	Title
FirstName	FirstName	FirstName	FirstName
LastName	LastName	LastName	LastName
JobTitle	Title	SPS-JobTitle	JobTitle
Department	SPS-Department	SPS-Department	<i>Not Mapped</i>

Employee Directory Column	Profile Property	Crawled Property	Managed Property
WorkPhones	WorkPhone	WorkPhone	WorkPhone
MobilePhone	CellPhone	CellPhone	MobilePhone
HomePhone	HomePhone	HomePhone	<i>Not Mapped</i>
WorkEmail	WorkEmail	WorkEmail	WorkEmail
Location	<i>Not exists</i>	<i>Not exists</i>	Location
OfficeLocation	SPS-Location	SPS-Location	BaseOfficeLocation
About	AboutMe	AboutMe	Description
Schools	SPS-School	SPS-School	Schools
Skills	SPS-Skills	SPS-Skills	Skills
Interests	SPS-Interests	SPS-Interests	Interests
Projects	SPS-PastProjects	SPS-PastProjects	PastProjects
Responsibilities	SPS-Responsibility	SPS-Responsibility	Responsibilities

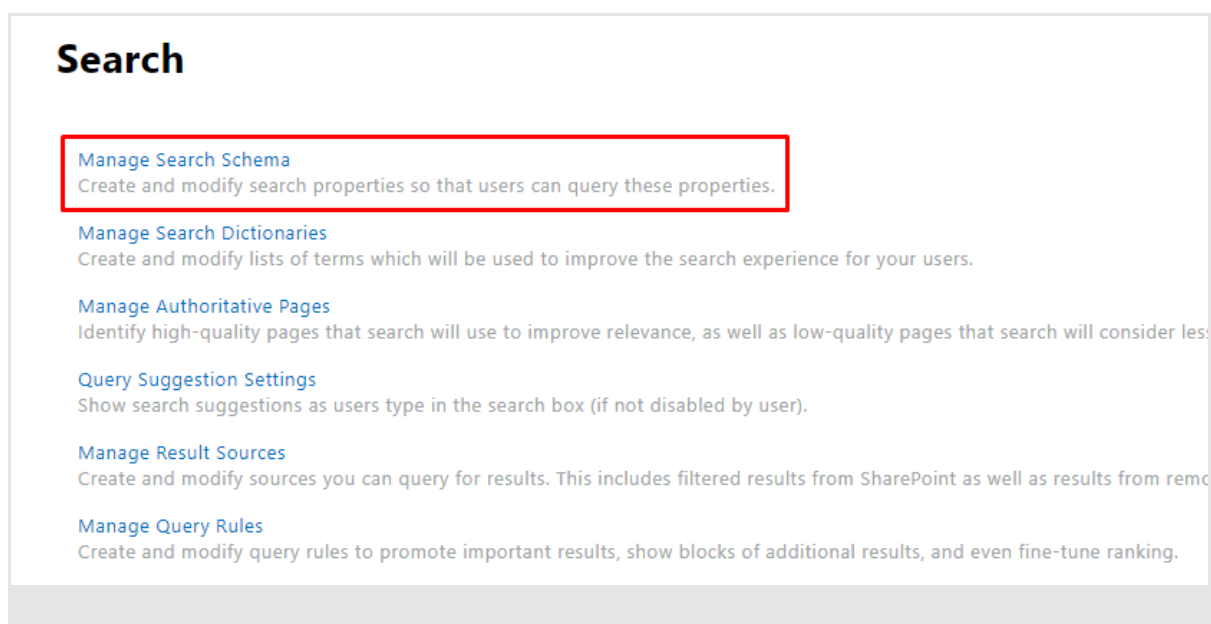
The lack of managed properties in the search schema is the main reason that some columns in the details views are empty.

Search Schema

To manage search schema open SharePoint admin center and go to **More Features** and select **Open** under Search heading:



Select **Manage Search Schema**:



Employee Directory refers to managed properties defined in the search schema.


Search


[Managed Properties](#) | [Crawled Properties](#) | [Categories](#)

Use this page to view, create, or modify managed properties and map crawled properties to managed properties. Search a the settings of the managed property to restrict search results. Search automatically creates managed properties for site c settings that you can adjust depend on your current authorization level.

Filter

Managed property



 [New Managed Property](#)

PROPERTY NAME	TYPE	MULTI	QUERY	SEARCH	RETRIEVE	REFINE	SORT
AADObjectID	Text	-	Query	-	Retrieve	-	Sort
AboutMe	Text	-	Query	-	Retrieve	-	-
Account	Text	-	Query	-	Retrieve	-	-
AccountName	Text	-	Query	Search	Retrieve	-	-
AnalyticsPath	Text	-	Query	-	Retrieve	-	-

Managed property may be mapped to one or more crawled properties. In this article, we will look at the following case: crawled property is not mapped to existing managed property.



Tip

Crawled Properties are created automatically by SharePoint Crawler. It may take up to 24 hours for a new property to shows up in the search schema.

Map Crawled Property to existing Managed Property

In the case of crawled property exists, you can map it to existing managed property to make it available for searching as well as for Employee Directory. As you can see *SPS-Department** crawled property not mapped to the managed property by default.

Select **Crawled Properties** on the command bar:

Search

[Managed Properties](#) | [Crawled Properties](#) | [Categories](#)

View or modify crawled properties, or view crawled properties in a particular category.

Use this page to view, create, or modify managed properties and map crawled properties to managed properties. Search at the settings of the managed property to restrict search results. Search automatically creates managed properties for site collections that you can adjust depend on your current authorization level.

Choose *People* category and click **Apply** button:

[Managed Properties](#) | [Crawled Properties](#) | [Categories](#)


Use this page to view or modify crawled properties, or to view crawled properties in a particular category.

Filters

Crawled properties

Category **People** ▼

☐ Show unaltered property names



Scroll down and select *SPS-Department* property in the list:

People:OrganizationParentNames	ContentsHidden, OrgParentNames
People:OrganizationParentURLs	OrgParentUrls
People:OrganizationURLs	OrgUrls
People:PictureURL	PictureURL
People:PreferredName	Title, PreferredName, Pronunciations, ProfileName
People:ProfileHierarchyViewUrl	HierarchyUrl
People:QuickLinks	Memberships
People:SPS-Department	SPS-HideFromAddressLists
People:SPS-HideFromAddressLists	Interests, RankingWeightLow, PeopleKeywords
People:SPS-Interests	JobTitle
People:SPS-JobTitle	ContentsHidden, BaseOfficeLocation
People:SPS-Location	ContentsHidden
People:SPS-MemberOf	

Click **Add mapping**:

Use this page to view or modify the settings of this property. Note that the settings that you can adjust depend on your current authorization level.

Name and information
Name and description of the crawled property. This information on the crawled property is emitted by the filter or protocol handler.

Property Name: urn:schemas-microsoft-com:sharepoint:portal:profile:SPS-Department
Category: People
Property Set ID: 00110329-0000-0110-c000-000000111146

Mappings to managed properties
Map this property to one or more managed properties.

Include in full-text index
Include the content of this

☒ Include in full-text index

Add a Mapping
Remove Mapping

In the dialog type *department* in the search field and click **Search**. Once search results show up select **Department** property in the list and click **Add** button.

managed property selection

Select a managed property to map urn:schemas-microsoft-com:sharepoint:portal:profile:SPS-Department to

Search for a managed property name:

Find

Select a managed property:

Department(Text)
DepartmentId(Text)
owstaxidSPShDepartment(Text)

OK

Click **OK** button to save your changes.

Note

It takes up to four hours for changes in the search schema to apply.

As soon as the search schema is updated, you can use the managed property to show data in the Employee Directory.

Terms

Azure AD (Active Directory)

Azure Active Directory is a cloud-based identity provider which allows employees in your organization sign in and get access to Microsoft 365 as well as many other SaaS applications.

User Profile

A user profile is a set of properties that describe a user.

The properties include basic information about the user, contact details, and other data. The user profile is used for such services as Delve, My Site, and others